







PLAN DETAILS

Total living area	4076 sf
1 st Floor	2038 sf
Basement	2038 sf
Garage	882 sf
Front Porch	181 sf
Rear Deck	249 sf
Bedrooms	3
Bathrooms	2
Width	64' 0"
Depth	56' 0"

AMELIA PLAN (3 STALL)



					
LVT	CARPET	TILE	CONCRETE	DECKING	UNFINISHED

MAIN FLOOR LAYOUT (BASE)